



BERETTA CERCHI SPA
Aluminium Rims & Spoked Wheels



CATALOGUE

AZIENDA COMPANY

La produzione di Cerchi e Ruote per bicicletta è per noi una tradizione che risale ai primissimi anni del '900. Dopo oltre un secolo di esperienza, tre generazioni familiari al management ed i continui investimenti tecnologici, **BERETTA CERCHI** si afferma ancor oggi leader italiano ed uno dei maggiori produttori europei del settore.

Lo studio accurato del prodotto, la selezione meticolosa dei materiali utilizzati, l'elevata automazione dei macchinari impiegati ed i rigidi controlli di qualità effettuati durante tutto il processo produttivo ci consentono poter offrire prodotti apprezzati da un' ampia clientela italiana ed internazionale: dal piccolo artigiano alla grande industria di biciclette.

The production of bicycle rims and wheels is a tradition that, for us, dates back to the early 1900s. After more than a century of experience, three family generations in management and continuous investments in technology, **BERETTA CERCHI** is still today the Italian leader and one of the largest European manufacturers in the sector.

The accurate study of the product, the meticulous selection of the materials used, the high level of automation of the machinery employed and the strict quality controls carried out throughout the production process allow us to offer products appreciated by a wide range of Italian and International customers: from the small craftsman to the large bicycle industry.



11000 m²

Sup. Totale
Total Area



6000 m²

Sup. Produzione
Production Area



48%

Percentuale annua Export
Annual Export percentage



1,0 Mln pcs

Produzione annua RUOTE
WHEELS annual out-put



2,5 Mln pcs

Produzione annua CERCHI
RIMS annual out-put



BERETTA CERCHI è in grado di soddisfare, in tempi brevi ed a prezzi competitivi, ogni richiesta del mercato grazie alla vasta gamma di modelli e misure proposte, alla massima flessibilità del processo produttivo ed all'elevato stock di articoli immediatamente disponibili a magazzino.

Nel formulare le strategie per il futuro abbiamo guardato alla nostra storia passata: le esperienze accumulate, i problemi incontrati, le soluzioni applicate ed i traguardi raggiunti. L'impegno per gli anni a venire sarà lo stesso che ha contraddistinto il nostro trascorso: fare della **Customer Satisfaction** l'elemento focale della nostra attività.

BERETTA CERCHI is able to satisfy every market demand in a short time and at competitive prices thanks to the wide range of models and sizes on offer, the maximum flexibility of the production process and the high stock of articles immediately available in stock.

While formulating strategies for the future we looked at our past history: our experience, the problems we faced, the solutions we applied and the goals we achieved. Our commitment for the coming years will be the same as in the past: to make **Customer Satisfaction** the core element of our business.



Via E.H. Grieg, 61 | 21047 Saronno (VA) | Italia
Tel (+39) 029626402 r.a. | Fax (+39) 029626481
office@berettacerchispa.it
www.berettacerchispa.it



IMPATTO ZERO%

ZERO% IMPACT

Negli ultimi decenni, oltre che in innovazione tecnologica, **BERETTA CERCHI** ha costantemente investito nella sostenibilità ambientale per ridurre al minimo l'impatto ecologico dei propri prodotti e dell'intero processo lavorativo.

Il 97% dei nostri scarti industriali viene riciclato o sfruttato per la produzione di nuove energie; il 68% dell'energia elettrica da noi utilizzata è auto-prodotta tramite impianti fotovoltaici; il 100% dei nostri imballaggi e delle materie prime utilizzate sono totalmente riciclabili. Consumo **ZERO%** di acqua e di combustibili in tutto il processo produttivo così come **ZERO%** le nostre emissioni reflue ed in atmosfera.

In **BERETTA CERCHI** lavoriamo anche affinché uno sport "verde" come il ciclismo possa essere praticato in un ambiente sano e sostenibile. Questo il valore del nostro impegno verso i nostri utilizzatori finali.

In recent decades, in addition to technological innovation, **BERETTA CERCHI** has constantly invested in environmental sustainability to minimise the ecological impact of its products and the entire manufacturing process.

97% of our industrial waste is recycled or exploited for the production of new energies; 68% of the electricity we use is self-generated through photovoltaic plants; 100% of our packaging and raw materials are totally recyclable. **ZERO%** consumption of water and fuels throughout the production process as well as **ZERO%** of our wastewaters and atmospheric emissions.

At **BERETTA CERCHI** we also work so that a "green" sport like cycling can be practiced in a healthy and sustainable environment. This is the value of our commitment to our end users.



ZERO%
Emissioni tossiche in atmosfera
Toxic emissions in atmosphere



68%
Energia Solare auto-prodotta
Self-produced solar power



ZERO%
Consumo di acqua in produzione
Water consumption in production



100%
Materiali e imballaggi riciclabili
Recyclable packages & raw materials



ZERO%
Emissioni reflue nell'ambiente
Wastewaters in the environment



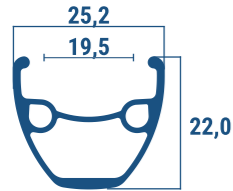
97%
Scarti industriali riciclati
Industrial wastes recycled





S CERCHI RIMS CERCHI RIMS CERCHI RIMS

ALU DISC-25



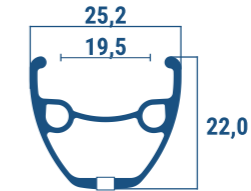
| MISURE SIZES | ETRTO ETRTO | FORI HOLES | ERD ERD | PESO +/-5% WEIGHT +/-5% |
|-----------------|----------------|---------------|------------|----------------------------|
| 20x1,75 | 406x19C | 28-36* | 382,0 | 375 gr |
| 24x1,75 | 507x19C | 32-36* | 483,0 | 480 gr |
| 26x1,75 | 559x19C | 32-36* | 535,0 | 530 gr |
| 27,5" | 584x19C | 32-36* | 560,0 | 555 gr |
| 29" | 622x19C | 32-36* | 598,0 | 585 gr |

FINITURE FINISHINGS

-  Naturale
Mill Finish
-  Lucidato
Polished
-  Anodizzato Nero
Black Anodized
-  Anodizzato Argento
Silver Anodized
-  Verniciato
Powder Coated



ALU DISC-25e

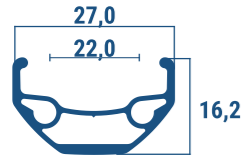


| MISURE SIZES | ETRTO ETRTO | FORI HOLES | ERD ERD | PESO +/-5% WEIGHT +/-5% |
|-----------------|----------------|---------------|------------|----------------------------|
| 20x1,75 | 406x19C | 28-36* | 384,0 | 375 gr |
| 24x1,75 | 507x19C | 32-36* | 485,0 | 480 gr |
| 26x1,75 | 559x19C | 32-36* | 537,0 | 530 gr |
| 27,5" | 584x19C | 32-36* | 562,0 | 555 gr |
| 29" | 622x19C | 32-36* | 600,0 | 585 gr |

FINITURE FINISHINGS

-  Naturale
Mill Finish
-  Lucidato
Polished
-  Anodizzato Nero
Black Anodized
-  Anodizzato Argento
Silver Anodized
-  Verniciato
Powder Coated
-  Bussola Inox Singola
Inox Eyelets


ALU DISC-27



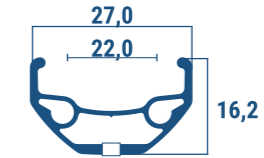
| MISURE SIZES | ETRTO ETRTO | FORI HOLES | ERD ERD | PESO +/-5% WEIGHT +/-5% |
|-----------------|----------------|---------------|------------|----------------------------|
| 26x1,75 | 559x22C | 32-36* | 544,2 | 485 gr |
| 27,5" | 584x22C | 32-36* | 569,2 | 510 gr |
| 29" | 622x22C | 32-36* | 607,2 | 540 gr |

FINITURE FINISHINGS

-  Naturale
Mill Finish
-  Lucidato
Polished
-  Anodizzato Nero
Black Anodized
-  Anodizzato Argento
Silver Anodized
-  Verniciato
Powder Coated



ALU DISC-27e

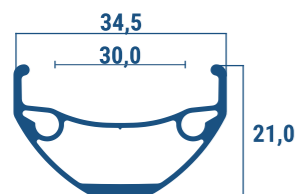


| MISURE SIZES | ETRTO ETRTO | FORI HOLES | ERD ERD | PESO +/-5% WEIGHT +/-5% |
|-----------------|----------------|---------------|------------|----------------------------|
| 26x1,75 | 559x22C | 32-36* | 546,2 | 485 gr |
| 27,5" | 584x22C | 32-36* | 571,2 | 510 gr |
| 29" | 622x22C | 32-36* | 609,2 | 540 gr |

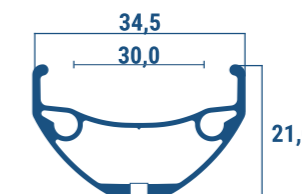
FINITURE FINISHINGS

-  Naturale
Mill Finish
-  Lucidato
Polished
-  Anodizzato Nero
Black Anodized
-  Anodizzato Argento
Silver Anodized
-  Verniciato
Powder Coated
-  Bussola Inox Singola
Inox Eyelets

ALU DISC-34



ALU DISC-34e



| MISURE SIZES | ETRTO ETRTO | FORI HOLES | ERD ERD | PESO +/-5% WEIGHT +/-5% |
|-----------------|----------------|---------------|------------|----------------------------|
| 27,5" | 584x30C | 32-36* | 560,8 | 620 gr |
| 29" | 622x30C | 32-36* | 598,8 | 660 gr |



| MISURE SIZES | ETRTO ETRTO | FORI HOLES | ERD ERD | PESO +/-5% WEIGHT +/-5% |
|-----------------|----------------|---------------|------------|----------------------------|
| 27,5" | 584x30C | 32-36* | 562,8 | 620 gr |
| 29" | 622x30C | 32-36* | 600,8 | 660 gr |

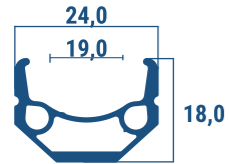
FINITURE FINISHINGS

-  Naturale
Mill Finish
-  Lucidato
Polished
-  Anodizzato Nero
Black Anodized
-  Anodizzato Argento
Silver Anodized
-  Verniciato
Powder Coated

FINITURE FINISHINGS

-  Naturale
Mill Finish
-  Lucidato
Polished
-  Anodizzato Nero
Black Anodized
-  Anodizzato Argento
Silver Anodized
-  Verniciato
Powder Coated
-  Bussola Inox Singola
Inox Eyelets

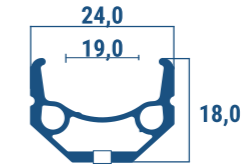
ALU MT-180



| MISURE SIZES | ETRTO ETRTO | FORI HOLES | ERD ERD | PESO +/-5% WEIGHT +/-5% |
|-----------------|----------------|---------------|------------|----------------------------|
| 24x1,75 | 507x19C | 32-36* | 492,6 | 460 gr |
| 26x1,75 | 559x19C | 32-36* | 544,6 | 510 gr |
| 28x1,75 | 622x19C | 32-36* | 607,6 | 560 gr |



ALU MT-180e



| MISURE SIZES | ETRTO ETRTO | FORI HOLES | ERD ERD | PESO +/-5% WEIGHT +/-5% |
|-----------------|----------------|---------------|------------|----------------------------|
| 24x1,75 | 507x19C | 32-36* | 494,6 | 460 gr |
| 26x1,75 | 559x19C | 32-36* | 546,6 | 510 gr |
| 28x1,75 | 622x19C | 32-36* | 609,6 | 560 gr |

FINITURE FINISHINGS

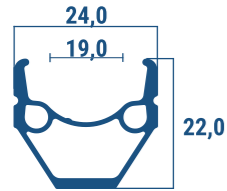
-  Naturale
Mill Finish
-  Anodizzato Nero
Black Anodized
-  Verniciato
Powder Coated
-  Lucidato
Polished
-  Anodizzato Argento
Silver Anodized
-  Bordi Torniti
CNC Sides



FINITURE FINISHINGS

-  Naturale
Mill Finish
-  Anodizzato Nero
Black Anodized
-  Verniciato
Powder Coated
-  Lucidato
Polished
-  Anodizzato Argento
Silver Anodized
-  Bordi Torniti
CNC Sides
-  Bussola Inox Singola
Inox Eyelets

ALU MT-240



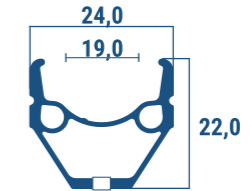
| MISURE SIZES | ETRTO ETRTO | FORI HOLES | ERD ERD | PESO +/-5% WEIGHT +/-5% |
|-----------------|----------------|---------------|------------|----------------------------|
| 20x1,75 | 406x19C | 28-36* | 382,0 | 375 gr |
| 24x1,75 | 507x19C | 32-36* | 483,0 | 480 gr |
| 26x1,75 | 559x19C | 32-36* | 535,0 | 535 gr |
| 28x1,75 | 622x19C | 32-36* | 598,0 | 595 gr |

FINITURE FINISHINGS

-  Naturale
Mill Finish
-  Lucidato
Polished
-  Anodizzato Nero
Black Anodized
-  Anodizzato Argento
Silver Anodized
-  Verniciato
Powder Coated
-  Bordi Torniti
CNC Sides



ALU MT-240e

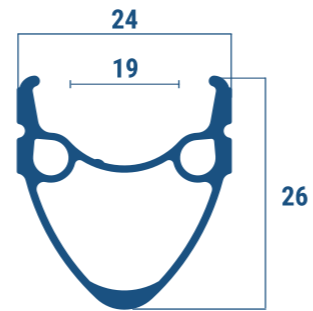


| MISURE SIZES | ETRTO ETRTO | FORI HOLES | ERD ERD | PESO +/-5% WEIGHT +/-5% |
|-----------------|----------------|---------------|------------|----------------------------|
| 20x1,75 | 406x19C | 28-36* | 384,0 | 375 gr |
| 24x1,75 | 507x19C | 32-36* | 485,0 | 480 gr |
| 26x1,75 | 559x19C | 32-36* | 537,0 | 535 gr |
| 28x1,75 | 622x19C | 32-36* | 600,0 | 595 gr |

FINITURE FINISHINGS

-  Naturale
Mill Finish
-  Lucidato
Polished
-  Anodizzato Nero
Black Anodized
-  Anodizzato Argento
Silver Anodized
-  Verniciato
Powder Coated
-  Bordi Torniti
CNC Sides
-  Bussola Inox Singola
Inox Eyelets

ALU V-240

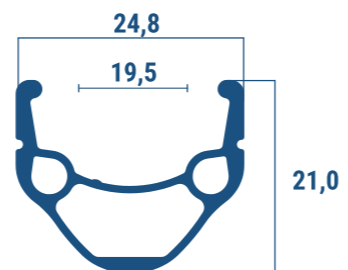


| MISURE SIZES | ETRTO ETRTO | FORI HOLES | ERD ERD | PESO +/-5% WEIGHT +/-5% |
|-----------------|----------------|---------------|------------|----------------------------|
| 20x1,75 | 406x19C | 28-36* | 373,2 | 380 gr |
| 24x1,75 | 507x19C | 32-36* | 474,2 | 500 gr |
| 26x1,75 | 559x19C | 32-36* | 526,2 | 550 gr |
| 28x1,75 | 622x19C | 32-36* | 589,2 | 610 gr |

FINITURE FINISHINGS

-  Naturale
Mill Finish
-  Anodizzato Nero
Black Anodized
-  Verniciato
Powder Coated
-  Lucidato
Polished
-  Anodizzato Argento
Silver Anodized
-  Bordi Torniti
CNC Sides

ALU CX-210



| MISURE SIZES | ETRTO ETRTO | FORI HOLES | ERD ERD | PESO +/-5% WEIGHT +/-5% |
|-----------------|----------------|---------------|------------|----------------------------|
| 24x1,75 | 507x20C | 32-36* | 485,0 | 485 gr |
| 26x1,75 | 559x20C | 32-36* | 537,0 | 530 gr |
| 27,5" | 584x20C | 32-36* | 562,0 | 555 gr |
| 28x1,75 | 622x20C | 32-36* | 600,0 | 595 gr |

FINITURE FINISHINGS


-  Naturale
Mill Finish
-  Anodizzato Nero
Black Anodized
-  Verniciato
Powder Coated
-  Lucidato
Polished
-  Anodizzato Argento
Silver Anodized
-  Bordi Torniti
CNC Sides

ALU ST-130

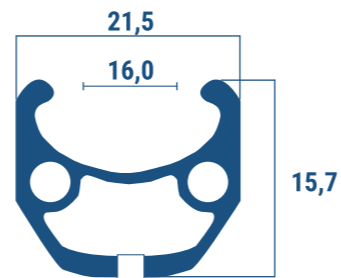


| MISURE SIZES | ETRTO ETRTO | FORI HOLES | ERD ERD | PESO +/-5% WEIGHT +/-5% |
|-----------------|----------------|---------------|------------|----------------------------|
| 28x1 1/4 | 622x13C | 32-36* | 600,8 | 490 gr |

FINITURE FINISHINGS

-  Naturale
Mill Finish
-  Anodizzato Nero
Black Anodized
-  Verniciato
Powder Coated
-  Lucidato
Polished
-  Anodizzato Argento
Silver Anodized
-  Bordi Torniti
CNC Sides

ALU ST-160e




| MISURE SIZES | ETRTO ETRTO | FORI HOLES | ERD ERD | PESO +/-5% WEIGHT +/-5% |
|-----------------|----------------|---------------|------------|----------------------------|
| 28x1 1/4 | 622x16C | 32-36* | 608,0 | 500 gr |

FINITURE FINISHINGS

-  Naturale
Mill Finish
-  Anodizzato Nero
Black Anodized
-  Verniciato
Powder Coated
-  Bussola Inox Singola
Inox Eyelets
-  Lucidato
Polished
-  Anodizzato Argento
Silver Anodized
-  Bordi Torniti
CNC Sides

ALU

FDC-260

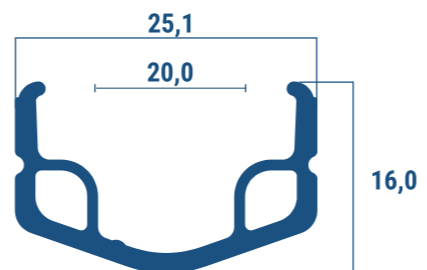


| MISURE SIZES | ETRTO ETRTO | FORI HOLES | ERD ERD | PESO +/-5% WEIGHT +/-5% |
|-----------------|----------------|---------------|------------|----------------------------|
| 20x1,75 | 406x20C | 28-36* | 388,8 | 330 gr |
| 24x1,75 | 507x20C | 36* | 489,8 | 470 gr |
| 26x1,75 | 559x20C | 36* | 541,8 | 520 gr |
| 27,5" | 584x20C | 36* | 566,8 | 550 gr |
| 28x1,75 | 622x20C | 36* | 604,8 | 580 gr |

FINITURE FINISHINGS


-  Naturale
Mill Finish
-  Anodizzato Nero
Black Anodized
-  Verniciato
Powder Coated
-  Lucidato
Polished
-  Anodizzato Argento
Silver Anodized
-  Bordi Torniti
CNC Sides

ALU MTS-25



| MISURE SIZES | ETRTO ETRTO | FORI HOLES | ERD ERD | PESO +/-5% WEIGHT +/-5% |
|-----------------|----------------|---------------|------------|----------------------------|
| 20x1,75 | 406x20C | 28-36* | 392,2 | 340 gr |
| 24x1,75 | 507x20C | 36* | 493,2 | 420 gr |
| 26x1,75 | 559x20C | 36* | 545,2 | 460 gr |
| 27,5" | 584x20C | 36* | 570,2 | 495 gr |
| 28x1,75 | 622x20C | 36* | 608,2 | 530 gr |

FINITURE FINISHINGS

-  Naturale
Mill Finish
-  Anodizzato Nero
Black Anodized
-  Verniciato
Powder Coated
-  Lucidato
Polished
-  Anodizzato Argento
Silver Anodized
-  Bordi Torniti
CNC Sides



FINITURE FINISHINGS



Naturale
Mill Finish



Lucidato
Polished



Verniciato
Powder Coated



Anodizzato Nero
Black Anodized

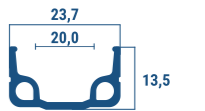


Anodizzato Argento
Silver Anodized



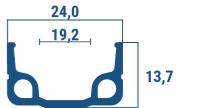
ALU P-24

| MISURE SIZES | ETRTO ETRTO | FORI HOLES | ERD ERD | PESO +/-5% WEIGHT +/-5% |
|-----------------|----------------|---------------|------------|----------------------------|
| 12x1,75 | 203x19C | 16-20 | 194,0 | 160 gr |
| 14x1,75 | 254x19C | 16-20 | 245,0 | 195 gr |
| 16x1,75 | 305x19C | 16-20-28 | 296,0 | 230 gr |
| 18x1,75 | 355x19C | 20-28 | 346,0 | 260 gr |
| 20x1,75 | 406x19C | 20-28-36 | 397,0 | 290 gr |
| 24x1,75 | 507x19C | 36 | 498,0 | 370 gr |
| 26x1,75 | 559x19C | 36 | 550,0 | 410 gr |



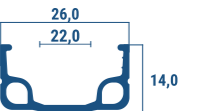
ALU P-24-H

| | | | | |
|---------|---------|----|-------|--------|
| 24x1,75 | 507x19C | 36 | 498,0 | 410 gr |
| 26x1,75 | 559x19C | 36 | 550,0 | 455 gr |
| 28x1,75 | 622x19C | 36 | 613,0 | 515 gr |



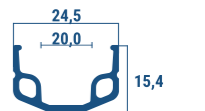
ALU P-26

| | | | | |
|---------|---------|----------|-------|--------|
| 20x1,75 | 406x22C | 20-28-36 | 397,0 | 330 gr |
| 24x1,75 | 507x22C | 36 | 498,0 | 400 gr |
| 26x1,75 | 559x22C | 36 | 550,0 | 440 gr |



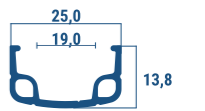
ALU WS-25

| | | | | |
|----------|---------|-------------|-------|--------|
| 20x1,75 | 406x20C | 20-28-36-48 | 373,4 | 325 gr |
| 24x1,75 | 507x20C | 36 | 474,4 | 410 gr |
| 26x1,75 | 559x20C | 36 | 526,4 | 450 gr |
| 28x1,75 | 622x20C | 36 | 589,4 | 520 gr |
| 27x1 1/4 | 630x20C | 36 | 597,4 | 530 gr |
| 28x1 1/2 | 635x20C | 36 | 602,4 | 530 gr |



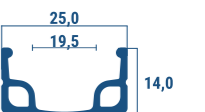
ALU E-25

| | | | | |
|----------|---------|----------|-------|--------|
| 14x1 3/8 | 298x20C | 16-20 | 287,2 | 215 gr |
| 16x1 3/8 | 349x20C | 20 | 338,2 | 260 gr |
| 18x1 3/8 | 400x20C | 28 | 389,2 | 295 gr |
| 20x1 3/8 | 451x20C | 28 | 440,2 | 335 gr |
| 22x1 3/8 | 501x20C | 28-36 | 490,2 | 385 gr |
| 24x1 3/8 | 540x20C | 28-32-36 | 529,2 | 400 gr |
| 26x1 3/8 | 590x20C | 36 | 579,2 | 450 gr |



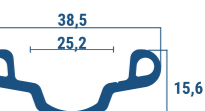
ALU H-25

| | | | | |
|----------|---------|----|-------|--------|
| 27,5" | 584x19C | 36 | 573,6 | 475 gr |
| 26x1 3/8 | 590x19C | 36 | 579,6 | 480 gr |



ALU ERRE

| | | | | |
|----------|---------|----|-------|--------|
| 26x1 3/8 | 590x25C | 36 | 578,8 | 720 gr |
| 28x1 5/8 | 622x25C | 36 | 610,8 | 760 gr |
| 28x1 1/2 | 635x25C | 36 | 623,8 | 775 gr |



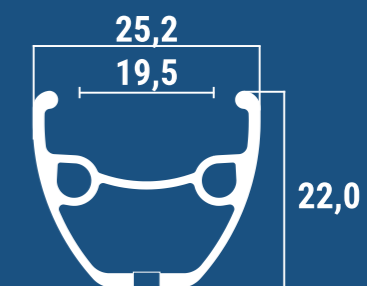


S RUOTE WHEELS RUOTE WHEELS RU



DISC-25e

28" | 27,5" | 26" | 24"



ETRTO
ETRTO

622x19C | 584x19C | 559x19C | 507x19C

RAGGI
SPOKES

Rotondo Ø 2,00 mm ED Nero
Round Ø 2,00 mm ED Black

NIPPLES
NIPPLES

Acciaio CP 14,00 mm
Steel CP 14,00 mm

MOZZI
HUBS

F - Alloy BK Disc QR - M9x100 SB
R - Alloy BK Disc QR 7s - 3/8 x 135 SB

INCROCIO
SPOKE PAT

3x Cross - 36 Fori
3x Cross - 36 Holes

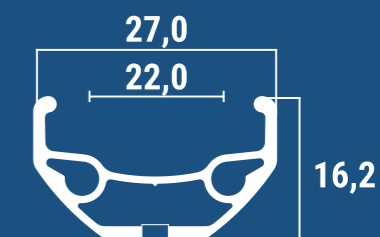
OPZIONI
OPTIONS

V/pagina 55-56 per altre Opzioni e Specifiche
See page 55-56 for full Options and Specifications



DISC-27e

28" | 27,5" | 26"



ETRTO
ETRTO

622x22C | 584x22C | 559x22C

RAGGI
SPOKES

Rotondo Ø 2,00 mm ED Nero
Round Ø 2,00 mm ED Black

NIPPLES
NIPPLES

Acciaio CP 14,00 mm
Steel CP 14,00 mm

MOZZI
HUBS

F - Alloy BK Disc QR - M9x100 SB
R - Alloy BK Disc QR Box 10s - 3/8 x 135 SB

INCROCIO
SPOKE PAT

3x Cross - 36 Fori
3x Cross - 36 Holes

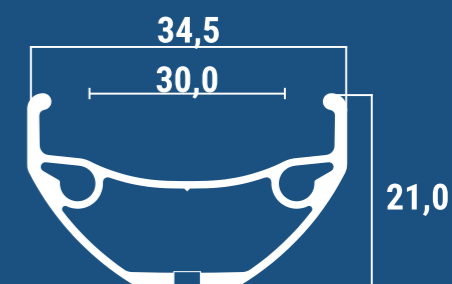
OPZIONI
OPTIONS

V/pagina 55-56 per altre Opzioni e Specifiche
See page 55-56 for full Options and Specifications



DISC-34e

28" | 27,5"



ETRTO
ETRTO

622x30C | 584x30C

RAGGI
SPOKES

Rotondo Ø 2,30 mm ED Nero
Round Ø 2,30 mm ED Black

NIPPLES
NIPPLES

Acciaio CP 14,00 mm
Steel CP 14,00 mm

MOZZI
HUBS

F - Alloy BK - T.A. 15 x 110 SB
R - Alloy BK - T.A. 12 x 148 SB Boost

INCROCIO
SPOKE PAT

3x Cross - 36 Fori
3x Cross - 36 Holes

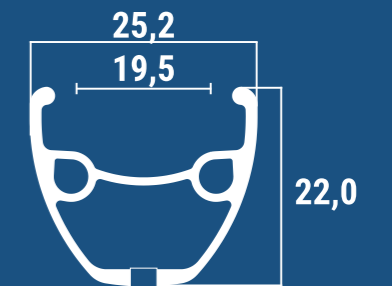
OPZIONI
OPTIONS

V/pagina 55-56 per altre Opzioni e Specifiche
See page 55-56 for full Options and Specifications



GRAVEL

28"



ETRTO
ETRTO

622x19C

RAGGI
SPOKES

Rotondo Ø 2,00 mm ED Nero
Round Ø 2,00 mm ED Black

NIPPLES
NIPPLES

Acciaio CP 14,00 mm
Steel CP 14,00 mm

MOZZI
HUBS

F - Alloy BK - T.A. 12x100 SB
R - Alloy BK - T.A. 12x142 SB

INCROCIO
SPOKE PAT

3x Cross - 32 Fori
3x Cross - 32 Holes

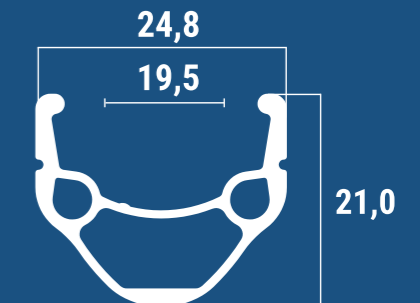
OPZIONI
OPTIONS

V/pagina 55-56 per altre Opzioni e Specifiche
See page 55-56 for full Options and Specifications



CX-210

28" | 27,5" | 26"



ETRTO
ETRTO

622x20C | 584x20C | 559x20C

RAGGI
SPOKES

Rotondo Ø 2,00 mm ED Nero
Round Ø 2,00 mm ED Black

NIPPLES
NIPPLES

Acciaio CP 14,00 mm
Steel CP 14,00 mm

MOZZI
HUBS

F - Alloy QR - M9x100
R - Alloy QR 7s - 3/8 x 135

INCROCIO
SPOKE PAT

3x Cross - 36 Fori
3x Cross - 36 Holes

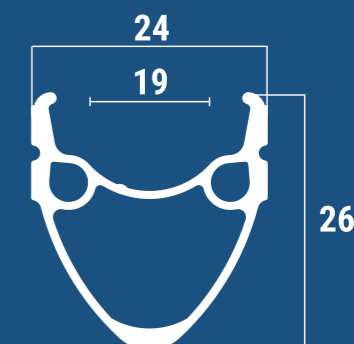
OPZIONI
OPTIONS

V/pagina 55-56 per altre Opzioni e Specifiche
See page 55-56 for full Options and Specifications



V-240

28" | 26" | 24" | 20"



ETRTO 622x19C | 559x19C | 507x19C | 406x19C
ETRTO

RAGGI Rotondo Ø 2,00 mm ED Nero
SPOKES Round Ø 2,00 mm ED Black

NIPPLES Acciaio CP 14,00 mm
NIPPLES Steel CP 14,00 mm

MOZZI F - Alloy QR - M9x100
HUBS R - Alloy QR Box 10s - 3/8 x 135

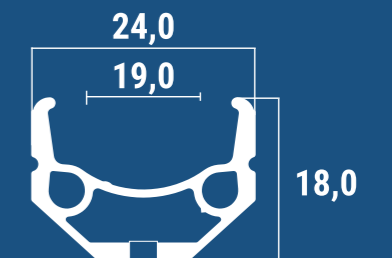
INCROCIO 3x Cross - 36 Fori
SPOKE PAT 3x Cross - 36 Holes

OPZIONI V/pagina 55-56 per altre Opzioni e Specifiche
OPTIONS See page 55-56 for full Options and Specifications



MT-180e

28" | 26" | 24"



ETRTO
ETRTO

622x19C | 559x19C | 507x19C

RAGGI
SPOKES

Rotondo Ø 2,00 mm ED Nero
Round Ø 2,00 mm ED Black

NIPPLES
NIPPLES

Acciaio CP 14,00 mm
Steel CP 14,00 mm

MOZZI
HUBS

F - Alloy BK QR - M9x100
R - Alloy BK QR 7s - 3/8 x 135

INCROCIO
SPOKE PAT

3x Cross - 36 Fori
3x Cross - 36 Holes

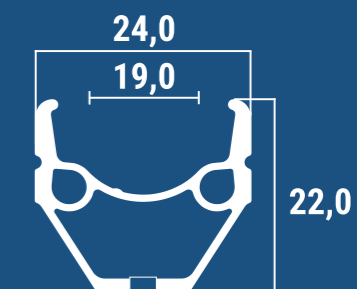
OPZIONI
OPTIONS

V/pagina 55-56 per altre Opzioni e Specifiche
See page 55-56 for full Options and Specifications



MT-240e

28" | 26" | 24" | 20"



ETRTO 622x19C | 559x19C | 507x19C | 406x19C
ETRTO

RAGGI Rotondo Ø 2,00 mm ED Nero
SPOKES Round Ø 2,00 mm ED Black

NIPPLES Acciaio CP 14,00 mm
NIPPLES Steel CP 14,00 mm

MOZZI F - Alloy BK QR - M9x100
HUBS R - Alloy BK QR 7s - 3/8 x 135

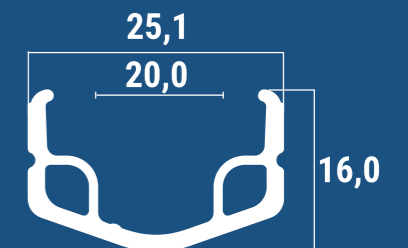
INCROCIO 3x Cross - 36 Fori
SPOKE PAT 3x Cross - 36 Holes

OPZIONI V/pagina 55-56 per altre Opzioni e Specifiche
OPTIONS See page 55-56 for full Options and Specifications



MTS-25

28" | 27,5" | 26" | 24" | 20"



ETRTO
ETRTO

622x20C | 584x20C | 559x20C | 507x20C | 406x20C

RAGGI
SPOKES

Rotondo Ø 2,00 mm ED Nero
Round Ø 2,00 mm ED Black

NIPPLES
NIPPLES

Acciaio CP 14,00 mm
Steel CP 14,00 mm

MOZZI
HUBS


F - Alloy BK QR - M9x100
R - Alloy BK D7s - 3/8 x 135

INCROCIO
SPOKE PAT

3x Cross - 36 Fori
3x Cross - 36 Holes

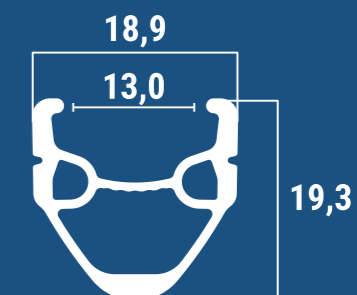
OPZIONI
OPTIONS

V/pagina 55-56 per altre Opzioni e Specifiche
See page 55-56 for full Options and Specifications



ST-130

28"



ETRTO
ETRTO

622x13C

RAGGI
SPOKES

Rotondo Ø 2,00 mm ED Nero
Round Ø 2,00 mm ED Black

NIPPLES
NIPPLES

Acciaio CP 14,00 mm
Steel CP 14,00 mm

MOZZI
HUBS

F - Alloy QR - M9x100
R - Alloy QR 7s - 3/8 x 135

INCROCIO
SPOKE PAT

3x Cross - 36 Fori
3x Cross - 36 Holes

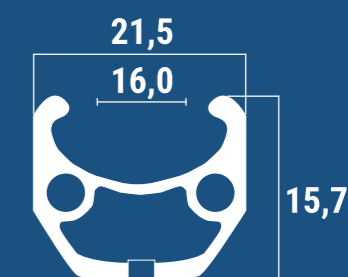
OPZIONI
OPTIONS

V/pagina 55-56 per altre Opzioni e Specifiche
See page 55-56 for full Options and Specifications



ST-160e

28"



| | |
|------------------------------|---|
| ETRTO ETRTO | 622x16C |
| RAGGI SPOKES | Rotondo Ø 2,00 mm ED Nero Round Ø 2,00 mm ED Black |
| NIPPLES NIPPLES | Acciaio CP 14,00 mm Steel CP 14,00 mm |
| MOZZI HUBS | F - Alloy QR - M9x100 R - Alloy QR 7s - 3/8 x 135 |
| INCROCIO SPOKE PAT | 3x Cross - 36 Fori 3x Cross - 36 Holes |
| OPZIONI OPTIONS | V/pagina 55-56 per altre Opzioni e Specifiche See page 55-56 for full Options and Specifications |

MOZZI ALLUMINIO ALUMINIUM HUBS

| Modelli Ruote Wheels Models | Misure Sizes | Fori Holes | Finiture Cerchio Rim Finishings | Opzioni Options | Raggi Spokes | Ruota Anteriore Front Wheel | | Ruota Posteriore Rear Wheel | |
|--------------------------------|-----------------|---------------|------------------------------------|--------------------|-----------------|--------------------------------|---------------|--------------------------------|---------------|
| | | | | | | Balls or (SB) Bearings | (SB) Bearings | Balls or (SB) Bearings | (SB) Bearings |
| DISC-25 | 20x1,75 | 36 | •• | • | •• | | | | |
| | 24x1,75 | 36 | •• | • | •• | | | | |
| | 26x1,75 | 36 | •• | • | •• | | | | |
| | 27,5" | 36 | •• | • | •• | | | | |
| | 28x1,75" | 36 | •• | • | •• | | | | |
| DISC-27 | 26x1,75 | 36 | •• | • | •• | | | | |
| | 27,5" | 36 | •• | • | •• | | | | |
| | 28x1,75 | 36 | •• | • | •• | | | | |
| DISC-34 | 27,5" | 36 | •• | • | •• | | | | |
| | 28x1,75 | 36 | •• | • | •• | | | | |
| GRAVEL | 28x1,75 | 32 | •• | • | • | | | | • |
| CX-210 | 26x1,75 | 36 | •• | • | •• | •• | •• | •• | •• |
| | 27,5" | 36 | •• | • | •• | •• | •• | •• | •• |
| | 28x1,75 | 36 | •• | • | •• | •• | •• | •• | •• |
| V-240 | 20x1,75 | 28-36 | •• | • | •• | •• | •• | •• | •• |
| | 24x1,75 | 36 | •• | • | •• | •• | •• | •• | •• |
| | 26x1,75 | 36 | •• | • | •• | •• | •• | •• | •• |
| | 28x1,75 | 36 | •• | • | •• | •• | •• | •• | •• |
| MT-180 | 24x1,75 | 36 | •• | • | •• | •• | •• | •• | •• |
| | 26x1,75 | 36 | •• | • | •• | •• | •• | •• | •• |
| | 28x1,75 | 36 | •• | • | •• | •• | •• | •• | •• |
| MT-240 | 20x1,75 | 28-36 | •• | • | •• | •• | •• | •• | •• |
| | 24x1,75 | 36 | •• | • | •• | •• | •• | •• | •• |
| | 26x1,75 | 36 | •• | • | •• | •• | •• | •• | •• |
| | 28x1,75 | 36 | •• | • | •• | •• | •• | •• | •• |
| ST-130 | 28x1 1/4 | 36 | • | • | • | | | | |
| ST-160 | 28x1 1/4 | 36 | • | • | • | | | | |
| MTS-25 | 20x1,75 | 28-36 | •• | • | •• | •• | •• | •• | •• |
| | 24x1,75 | 36 | •• | • | •• | •• | •• | •• | •• |
| | 26x1,75 | 36 | •• | • | •• | •• | •• | •• | •• |
| | 27,5" | 36 | •• | • | •• | •• | •• | •• | •• |
| | 28x1,75 | 36 | •• | • | •• | •• | •• | •• | •• |
| Monocamera Single-wall | 12x1,75 | 16 | •• | • | •• | | | | |
| | 14x1,75 | 16-20 | •• | • | •• | | | | |
| | 14x1 3/8 | 16-20 | •• | • | •• | | | | |
| | 16x1,75 | 16-20-28 | •• | • | •• | | | | |
| | 18x1,75 | 20 | •• | • | •• | | | | |
| | 20x1,75 | 28-36 | •• | • | •• | •• | •• | •• | •• |
| | 24x1,75 | 36 | •• | • | •• | •• | •• | •• | •• |
| | 24x1 3/8 | 36 | •• | • | •• | •• | •• | •• | •• |
| | 26x1,75 | 36 | •• | • | •• | •• | •• | •• | •• |
| | 26x1 3/8 | 36 | •• | • | •• | •• | •• | •• | •• |
| 27,5" | 36 | •• | • | •• | •• | •• | •• | •• | |
| 28x1,75 | 36 | •• | • | •• | •• | •• | •• | •• | |

MOZZI ACCIAIO STEEL HUBS

| Modelli Ruote Wheels Models | Misure Sizes | Fori Holes | Finiture Cerchio Rim Finishings | Opzioni Options | Raggi Spokes | Ruota Anteriore Front Wheel | | Ruota Posteriore Rear Wheel | |
|--------------------------------|-----------------|---------------|------------------------------------|--------------------|-----------------|--------------------------------|---------------|--------------------------------|---------------|
| | | | | | | Sfere (Balls) | (SB) Bearings | Sfere (Balls) | (SB) Bearings |
| CX-210 | 26x1,75 | 36 | •• | • | •• | | | | |
| | 27,5" | 36 | •• | • | •• | | | | |
| | 28x1,75 | 36 | •• | • | •• | | | | |
| V-240 | 20x1,75 | 28-36 | •• | • | •• | •• | •• | •• | •• |
| | 24x1,75 | 36 | •• | • | •• | •• | •• | •• | •• |
| | 26x1,75 | 36 | •• | • | •• | •• | •• | •• | •• |
| | 28x1,75 | 36 | •• | • | •• | •• | •• | •• | •• |
| MT-180 | 24x1,75 | 36 | •• | • | •• | •• | •• | •• | •• |
| | 26x1,75 | 36 | •• | • | •• | •• | •• | •• | •• |
| | 28x1,75 | 36 | •• | • | •• | •• | •• | •• | •• |
| MT-240 | 20x1,75 | 28-36 | •• | • | •• | •• | •• | •• | •• |
| | 24x1,75 | 36 | •• | • | •• | •• | •• | •• | •• |
| | 26x1,75 | 36 | •• | • | •• | •• | •• | •• | •• |
| | 28x1,75 | 36 | •• | • | •• | •• | •• | •• | •• |
| MTS-25 | 20x1,75 | 28-36 | •• | • | •• | •• | •• | •• | •• |
| | 24x1,75 | 36 | •• | • | •• | •• | •• | •• | •• |
| | 26x1,75 | 36 | •• | • | •• | •• | •• | •• | •• |
| | 27,5" | 36 | •• | • | •• | •• | •• | •• | •• |
| 28x1,75 | 36 | •• | • | •• | •• | •• | •• | •• | |
| B.M.X. | 20x1,90 | 48 | • | • | • | • | • | • | |
| Monocamera Single-wall | 12x1,75 | 16 | •• | • | •• | | | | |
| | 14x1,75 | 16-20 | •• | • | •• | | | | |
| | 14x1 3/8 | 16-20 | •• | • | •• | | | | |
| | 16x1,75 | 16-20-28 | •• | • | •• | | | | |
| | 18x1,75 | 20 | •• | • | •• | | | | |
| | 20x1,75 | 28-36 | •• | • | •• | •• | •• | •• | •• |
| | 24x1,75 | 36 | •• | • | •• | •• | •• | •• | •• |
| | 24x1 3/8 | 36 | •• | • | •• | •• | •• | •• | •• |
| | 26x1,75 | 36 | •• | • | •• | •• | •• | •• | •• |
| | 26x1 3/8 | 36 | •• | • | •• | •• | •• | •• | •• |
| 27,5" | 36 | •• | • | •• | •• | •• | •• | •• | |
| 28x1,75 | 36 | •• | • | •• | •• | •• | •• | •• | |



BERETTA CERCHI SPA

Via E.H. Grieg, 61 | 21047 Saronno (VA) | Italia
Tel (+39) 029626402 r.a. | Fax (+39) 029626481
office@berettacerchispa.it
www.berettacerchispa.it